

Windows system minimum requirements :- Windows XP sp3, 7x,8x,10x,Vista,Server. .Net framework 4.x, >50mb HD space.

All our Windows software install in the same manner.

Download the zip file containing the executable i.e. chemcesd.zip

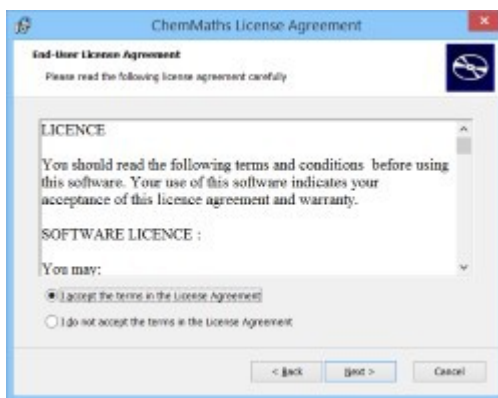
www.cesd.com/cesdownloads.aspx

Unzip the zip file and run the executable file i.e. chemmaths.exe file.

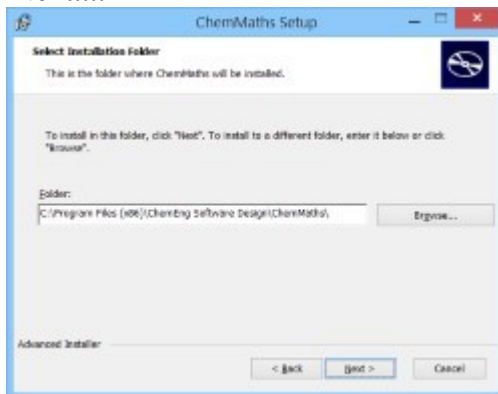
The installer will commence as follows :-



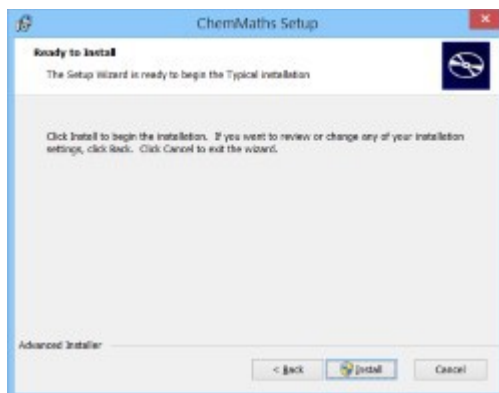
Click Next



Check the I Accept option, click Next....



Select a install location, click Next



Click Install, installation of the software commences....

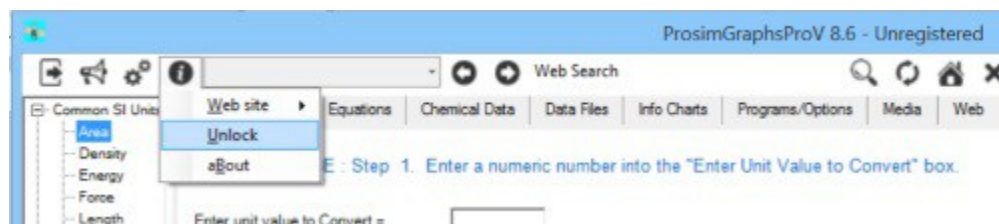


Check the launch option to open the program after selecting Finish.

Registration:-

After purchasing the software, you will receive a Pin number.

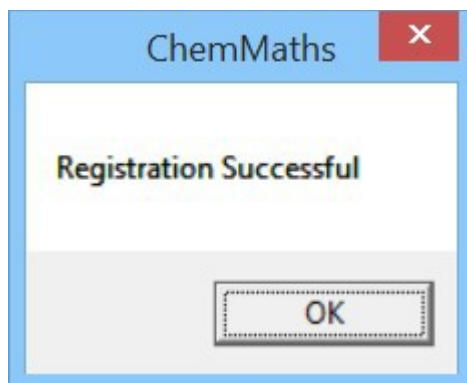
From the menu select the Unlock option, under the info menu option.



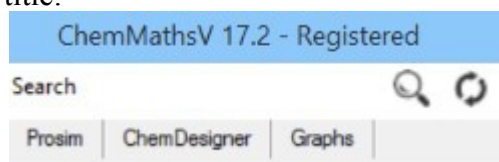
Enter your Pin number into the dialog box, click ok button.



If the Pin number is correct.



Also indicated on the programs title:-



If you experience any problems in registering the product contact Walter via email:
waltercesd@gmail.com

Also visit the support page :- www.cesd.com/support.aspx

To uninstall the software, 2 options :-

- click the uninstall link in programs the start folder
- Remove directly using Windows add/remove software programs system option.